



Electric Vehicles (EVs) Charging Service

In line with Hong Kong's target to achieve carbon neutrality before 2050 and the Club's goal of serving the best interests of its Members, the Facilities Sub-committee proposed and the General Committee resolved to proceed with the project of installation of four EVs chargers at the Club's Carpark. The installation work is completed and will be able to serve Members from 25 January 2024. The guidelines governing the use of the EV charging service are below for Members' information.

1. Location of EV Charging Stations

Parking lots designated by EV charging:

- AC chargers (Medium-speed 11 kW/h) : No. 52 & 53
- DC chargers (Fast-speed 50 kW/h) : No. 54 & 55

EV charging service is available on a first-come, first-served basis.

2. Operating hours:

2.1. AC Chargers

Monday to Friday (except public holidays)
7 : 00 a.m. to 12 : 00 midnight

2.2. DC Chargers

1 DC charger: Monday to Friday (except public holidays)
7:00 a.m. to 12:00 midnight

1 DC charger: 7:00 a.m. to 12:00 midnight Daily

During the above-said operating hours, the designated parking lots will be reserved for the EV charging only.

3, Charging fees :

- AC charger : \$26 / hr ; DC charger : \$118 / hr
- EV charging will be counted every 15 mins.

- Members may use :
the AC charging service for a maximum of 3 hours each time; OR
the DC charging service for a maximum of 1 hour each time
- The “time of charge” will start during the period when the charging time is decided and preset. Once the EV charging is activated, the equivalent amount will be charged, and no refund will be made for early stoppage of the charging service.
- Members’ linked credit card (VISA, MASTER, AE) will be debited accordingly.

4. Idle fees :

After charging is completed, Members must move the cars to the parking lots not being reserved for EV charging in order to allow other cars to use the charging service. Otherwise Members will, in addition to the normal charging fee, be charged a penalty fee as follows :

- AC charger : \$ 60 / hr (10 mins grace period, and \$ 1 / min thereafter)
- DC charger : \$ 240 / hr (10 mins grace period, and \$ 4 / min thereafter)

5. Before using the EV charging service, you must ensure your EV :

- is parked at the designated parking lot; and
- is in good and safe condition and is compatible with the EV Charging Station.

6. Procedures in using the EV Charging Station:

To Start Charging:

- For first-time user, you should download the “SimeDarby” app from the Google Play or App Store, and sign up for a new account.
- For AC charging, Members are recommended to bring their own charging cable. However, Members may borrow a cable from the Club’s reception counter for urgent use.
- Members should select the parking lot number on the control kiosk, then activate the EV charger by scanning the Charging Service membership QR code, and then input Members’ own mobile phone numbers.
- Select the required charging time
- Confirm selections, charging fee & deposit, and then pre-authorise by credit card.
- Connect the EV charging cable into EV's charging inlet. Please ensure the positioning of the cable does not create a trapping hazard to other persons.

- Once the EV charging cable is connected, it will be locked automatically.
- When " Charging" is shown on the screen, the charging will start.

To Stop Charging:

- When leaving, select "Stop charging" on control kiosk. Do not unplug the charging cable before selecting "Stop charging".
- Verify identity via phone number and complete pre-authorisation. The charger will stop charging and the cable will be unlocked;
- Unplug the EV charging cable from the EV charging inlet, and place the charging cable to its original location in order not to damage the charging cable.
- Before starting up the EV, please make sure the charging cable is disconnected and removed from the EV charging inlet.

7. Temporary Suspension of EV Charging Service

For safety reasons, the use of EV Charging Stations may be suspended at the Club's discretion when raining or if there is a possibility of rain, or when the typhoon or rainstorm signal is hoisted.

8. Liability of the Club

- You shall take care of and safeguard your belongings when using the EV Charging Stations. The Club shall in no event be liable for any loss, theft or damage of your property arising in the course of your using of the EV Charging service.
- Use of the EV Charging Stations shall be AT USERS' OWN RISK. The Club makes NO WARRANTY in relation to the compatibility of the EV Charging Stations to your EV and / or to the performance of the EV Charging Stations. The Club (including its officers, employees, and contractors) shall under no circumstances be responsible or liable for any loss or damages arising out of or in any way related to your use of the EV Charging Stations.
- You shall indemnify the Club against all claims, demands, suits, actions and / or liabilities for damage to property or for injury or death of any person to the extent arising from or in connection with your improper use of or negligence in using the EV Charging Stations.
- Rules and regulations for the EV charging service are subjected to change for the purpose of service improvement.

For assistance, please contact the Club Office at 2837 1820. The staff shall be happy to assist.



電動車 (EV) 充電服務

為配合香港在 2050 年之前實現碳中和的目標，以及紀利華木球會服務會員最佳利益的目標，設施小組委員會建議及理事會決議在會所的停車場安裝四個電動車充電器的計劃。安裝工作已完成，將於 2024 年 1 月 25 日起為會員提供服務。電動車充電服務使用指南供會員參考如下。

1. 電動車充電站位置：

電動車充電指定停車位：

- 中速充電器 (11 kW/h)：52 和 53 號； 快速充電器 (50 kW/h)：54 和 55 號

電動車充電服務是先到先得的。

2. 開放時間：

2.1. 中速充電器

週一至週五（公眾假期除外）上午七時 至午夜 十二時

2.2. 快速充電器

其一快速充電器：週一至週五（公眾假期除外）上午七時 至午夜 十二時

另其一快速充電器：每日上午七時 至午夜 十二時

上述開放時間內，指定停車位僅供電動車充電使用。

3. 充電費用：

- 中速充電器：26 元/小時； 快速充電器：118 元/小時
- EV 充電每 15 分鐘計算一次。
- 會員可以使用中速充電服務每次最多 3 小時； 或者快速充電服務每次最多 1 小時
- 「充電時間」將在充電時間確定和預設期間開始。電動車充電被啟動後，將收取已確定和預設之金額。提前停止充電服務將不予退款。
- 充電費用將在會員綁定的信用卡（VISA、MASTER、AE）中扣除。

4. 閒置費用：

充電完成後，會員必須將車輛移至其他停車位，以便其他車輛使用充電服務。否則，除了正常收費外，會員還將被收取以下罰款：

- 中速充電器：每小時 60 元（10 分鐘寬限期，此後每分鐘 1 元）
- 快速充電器：每小時 240 元（10 分鐘寬限期，此後每分鐘 4 元）

5. 在使用電動車充電服務之前，您必須確保您的電動車：

- 停泊在指定停車位；和
- 狀況良好且安全，並且與電動車充電站相容。

6. 電動車充電站使用流程：

開始充電：

- 首次使用的用戶，應從 Google Play 或 App Store 下載“SimeDarby”應用程式，並註冊一個新帳戶。
- 中速充電器使用者，建議自備充電線。唯會員可向會所接待處借用充電線以供緊急使用。
- 會員應在自助終端機上選擇停車位號碼，然後透過掃描充電服務會員二維碼啟動電動車充電器，然後輸入會員的手機號碼。
- 選擇所需的充電時間
- 確認選擇、收費及訂金，然後透過信用卡預先授權。
- 將電動車充電線連接至電動車的充電插座。請確保電纜的位置不會好絆倒別人。
- 一旦連接 EV 充電線，它將自動鎖定。
- 當螢幕上顯示「正在充電」時，充電將開始。

停止充電：

- 離開時，在自助終端機上選擇「停止充電」。在選擇“停止充電”之前，請勿拔下充電線。
- 透過電話號碼驗證身分並完成預先授權。充電器將停止充電並解鎖充電線。
- 將電動車充電線從電動車充電口拔下，並將充電線放回原來的地方，以免損壞充電線。
- 在啟動電動車之前，請確保充電線已與電動車分離並從電動車充電插座上移除。

7. 電動車充電服務暫停

基於安全理由，在下雨或可能下雨，或懸掛颱風或暴雨訊號時，本會可酌情決定暫停開放電動車充電站。

8. 會所的責任

- 使用電動車充電站時，您應保管好並保護您的財物。在任何情況下，會所均不對您在使用電動車充電服務過程中發生的任何財產損失、被盜或損壞承擔責任。
- 使用電動車充電站的風險由使用者自行承擔。本會對電動車充電站與您的電動車的兼容性和/或電動車充電站的性能不提供任何保證。會所（包括其管理人員、員工和承包商）在任何情況下均不對您使用電動車充電站而引起的或與之相關的任何損失或損害負責。
- 您應對本會所因您不當使用或疏忽使用電動車而引起或與之相關的所有財產損失或任何人受傷或死亡的索賠、要求、訴訟和/或責任進行賠償。
- 為了改善服務，電動車充電服務的規則和規定可能會改變。

如需協助，請致電 2837 1820 聯絡會所辦事處。職員將很樂意為您提供協助。

使用指南

User Guide

中速及快速充電器

AC & DC Charger

充電開始 START CHARGING

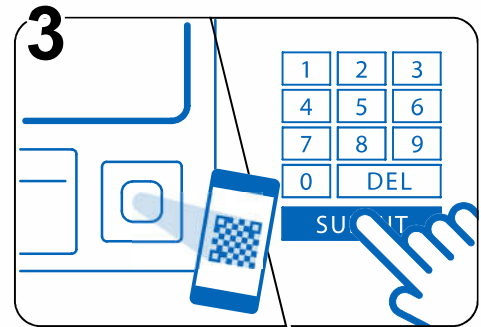
1 For first time user, please sign up:



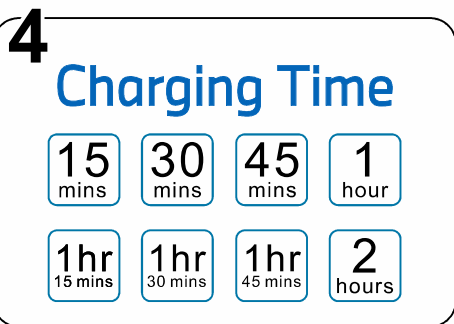
立刻下載
“Sime Darby App”




到控制台的輕觸式屏幕選擇使用的泊車位。
Select parking slot number on control kiosk.



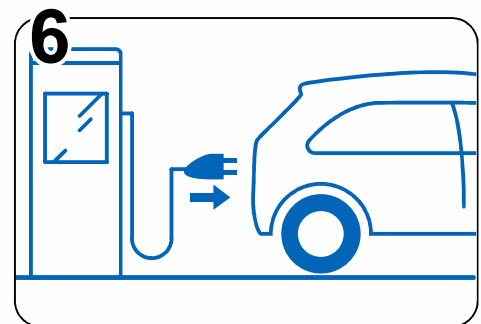
掃描充電會員二維碼，
然後輸入電話號碼。
Scan Charging Membership QR
code, and then input your phone no.



選擇所需充電時間。
Select required charging time.



確認所選項目、收費及按金，以信用卡進行預授權。
Confirm selection, charging fee & deposit;
Pre-authorize by credit card. (Visa, Master, AE)

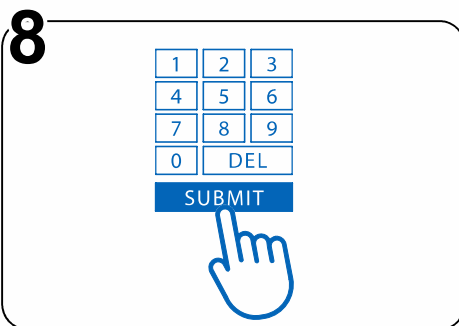


取出充電連接器，接駁至電動車充電口。
Connect Charging Cable to EV inlet.
(Please bring your own for AC Charging)

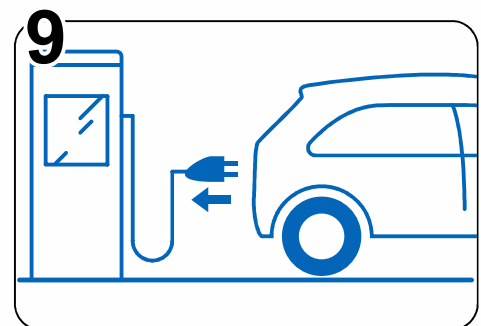
結束充電 STOP CHARGING



離開時，到控制台選擇停止充電。
When leaving, select “Stop charging” on
control kiosk.



以電話號碼核實身份，並完成預授權。
Verify identity via phone number and complete
per-authorization.



拔除充電連接器。
Unplug charger.